

Enjoy a stroll and take in the atmosphere
surrounded by seasonal flowers and flora!



Spring Avenue of 150 cherry trees



Summer Hydrangeas



Fall Colorful Formosan gum foliage



Winter Daffodils on Windmill Hill



Check the official website for events, facilities information, and the latest news!
<http://www.asutamuland.jp/>

Asutamu



Check our
mobile page, too!



Latest news posted
to SNS as well!



instagram
@asutamu_land



facebook
@asutamuland



twitter
@Asutamu_Land

Fun and useful videos!



Check out our official
YouTube channel

AsutamuTube



Click here for pamphlets in other languages.

Japanese

Korean

Chinese

あすたむらんど徳島 ASUTAMU LAND

Free admittance! Free parking!

Facility use fees (Separate fees required to use the following facilities)

Children younger than elementary school age free (excluding Activity Studio)

Fee

Tokushima Science Museum Permanent Exhibit	General: ¥510(¥410) Elementary/junior high school students: ¥200(¥160)
Planetarium	General: ¥510(¥410) Elementary/junior high school students: ¥200(¥160)
Yoshino River Ride (One-way)	General: ¥310 Elementary/junior high school students: ¥100
Activity Studio	Activity fee (materials): From ¥100

- Fees in parentheses are for groups of 20 or more.
- Other discounts available; please contact for details.
- Yoshino River Ride service may be suspended depending on weather.

Park hours: 9:30 am-5:00 pm

- Yoshino River Ride/Tokushima Science Museum entry ends 30 minutes before park close.
- Please note that the parking lot gate closes 30 minutes before park close.
- Park closes one hour later in summer (July 1-August 31).

Park closed: Wednesdays

- If Wednesday is a holiday, park will close the following day. Park is open on Wednesdays August 12-15.
- Park closing days may be changed as necessary. See our website for details.

All park guests are asked to adhere to the following



●Pets

Excluding assistance dogs (guide dogs, service dogs, and hearing assistance dogs), please refrain from bringing pets to the park.

●Taking your garbage with you

Please help us in keeping the park clean by using the garbage bags provided at facility entrances and taking your garbage with you.

●Food and drink

Park guests are free to eat and drink in outdoor areas. When indoors, please eat and drink only in designated areas.

●Smoking

Please smoke in designated areas.

●Prohibited acts

Conducting performances; distributing flyers, etc.; and conducting surveys without permission are prohibited. Please refrain from engaging in photography or filming which may inconvenience or discomfort other park guests.

●Prohibited items

Please be aware that the possession and use of items which may cause inconvenience or injury through contact, etc. to other park guests is prohibited, including radio-controlled vehicles, metal or wooden bats, hard balls of any kind, bicycles, unicycles, three-wheeled vehicles, four-wheeled vehicles, skateboards, roller skates, roller shoes, push scooters, and mobility scooters.

●Any park guests who engage in dangerous or nuisance-causing behaviors, or who do not cooperate with the requests of Asutamu Land Tokushima, may be asked to leave.


Tokushima Prefectural Asutamu Land

[Designated management company: Neovient Inc.]

45-22 Aza Kibigadani, Nato, Itano-cho., Itano-gun., Tokushima 779-0111 JAPAN Fax: +81-88-672-7113

Tel.: +81-88-672-7111

GUIDE MAP



ガイドマップ
あすたむらんど



学ぶ

遊ぶ

体験

水と緑と光の交流地点

あすたむらんど徳島

Welcome Zone

1~6

- 1 Asutamu Bridge
- 2 Information Center



3 English Garden

A square with a rest area decorated with an abundance of trees and flowers.

4 Event Plaza

All kinds of events are held here!

5 Relaxation Hall

A restaurant, shop, and more.

6 Tokushima Wooden Toy and Art Museum

Open fall 2021

Yoshino River Ride Zone

Fee

7



Separate upriver and downriver one-way service

Downriver Course
North Station-South Station
(4min.)

Upriver Course
South Station-North Station
(7min.)

7 Yoshino River Ride
A heart-palpitating, thrilling adventure in a little boat! Get in a small boat and enjoy scenery modeled after the natural beauty of Tokushima as you are transported on this water ride.

Adventure Country Zone

8~10

9 Wild Mountain

A pitch black maze, rock climbing, and more.

10 Water Paradise

Water Hut, Fountain Surprise, Dancing Water, and more.

8 Fort Mischief

Tunnels, slides, a huge jungle gym, and more.



Windmill Hill Zone

16~17

16 Windmill Hill

A windmill and flower field modeled after the Ecomuseum of La Basse-Seine in France.

17 Outlook Plaza & Basse-Seine Windmill


A flowering field (hill) and windmill. Enjoy strolling amidst the flowers, and a spectacular view of the Yoshino River.



11 Activity Studio

Fee

Fun crafting classes for everyone from toddlers to adults.



12 Jumbo Parasol

A huge outdoor tent structure. Blazing sun or sudden rain - no problem!



Yoshino River Ride
South Station

Yoshino River Ride
North Station

Hill bottom
rest area

Tokushima Science
Museum entrance

Science
Avenue

Main gate

Exploration Country Zone

13~15

14 Sonic Promenade

Giant Gramophone, Sound Gallery, Speaking Tube, and more.

15 Thrilling Plain

Barrier Maze, Swing Museum, Fog Pool, and more.



13 Grass Lawn


A huuuuuge grass lawn to spread out and play on!



Free stroller, wheelchair, and rolling walker rentals available! We also have a nursing room and first aid station!

18 Planetarium

A projector boasting the brightest stars in the world displays some 38 thousand stars on a dome 20 m in diameter. Enjoy shows and live lectures provided by expert staff.




Tokushima Science Museum Zone

Fee

18~21

20 Asutamu Forest 21 Biotope



19 Permanent Exhibit Hall

Learn about science while having fun! (Around 120 different interactive exhibits!)

[Space and the Earth]




Experience the many wonders of space and the Earth.

[Life and the Environment]

Encounter the wonders of life and nature.

[Science, Technology, and People]

Learn marvelous and even surprising things about the cutting-edge science and technology around us. Motion Theater.



Information

Aid station

Coin lockers

Vending machine

Food/drink

Shop

Changing/nursing room

Toilets (wheelchair accessible)

[Exhibits and play equipment] Our park has many complex exhibits and high play equipment; please play with care! Parents and guardians, please always keep an eye on your children. [Ticket sales] Tickets for using the park's paid facilities are available at facility counters.